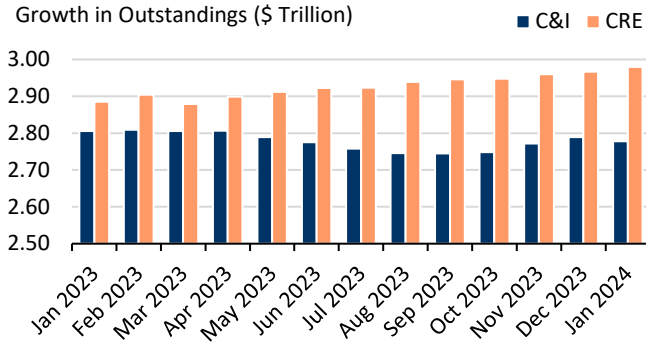


AFS Pricing Charts of the Month

The January 2024 Data Insights from the AFS Loan Pricing Service

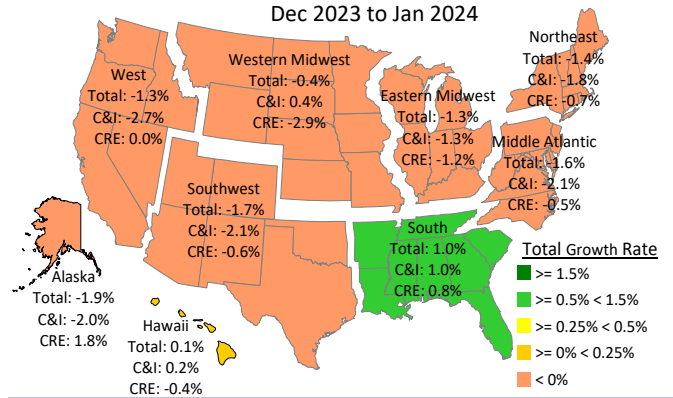


C&I Balances Fall in January Following 4Q Rebound



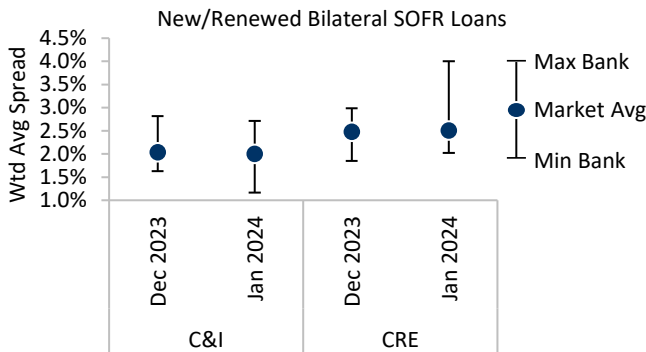
Source: Federal Reserve H.8 data release and AFS Business Intelligence
Unadjusted outstanding balances.

Commercial Balances Fall Across Most Regions




Source: AFS Business Intelligence
Geographic data based on the location of the obligor.

C&I SOFR Spreads Edge Lower M/M



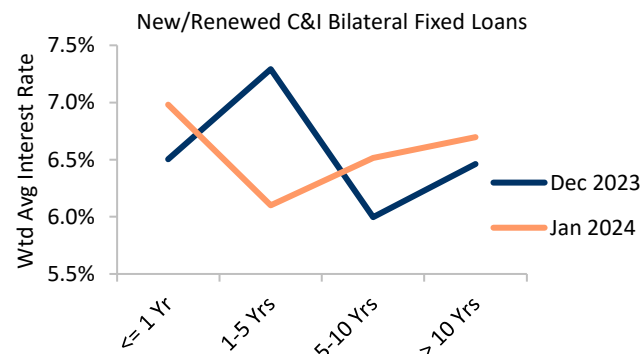
Source: AFS Business Intelligence

As Do Spreads on C&I Loans Tied to Prime



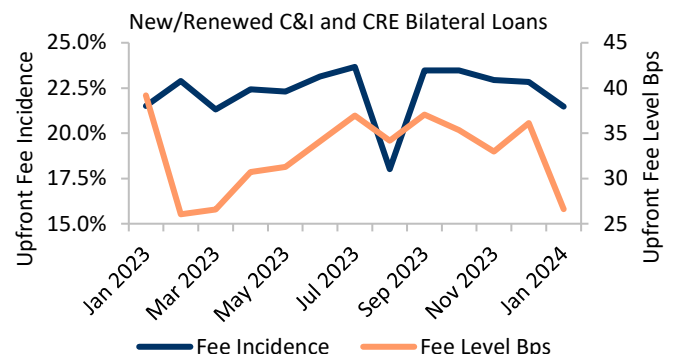
Source: AFS Business Intelligence

Fixed Yields Rise M/M Across Most Durations



Source: AFS Business Intelligence

Wtd Avg Fee Level Falls Sharply M/M and Y/Y



Source: AFS Business Intelligence

About AFS Business Intelligence

Drawn from our market-leading pricing and risk data consortium, AFS provides detailed monthly reporting on commercial pricing practices in the market. Data is available at granular market segments, empowering bankers with information to improve their spreads and fee performance in their geographic footprint for their specific set of loan products. Benchmarks are available for deal flow/growth, pricing, and risk. Email today for a demonstration on how the AFS competitive market data can help your bank improve transactional and portfolio profitability, target areas for improvement, and identify markets and products that have the most favorable risk-return dynamics.

For questions on any of these charts or to learn more about the AFS competitive pricing service, please contact Doug Skinner at dskinner@afsvision.com.