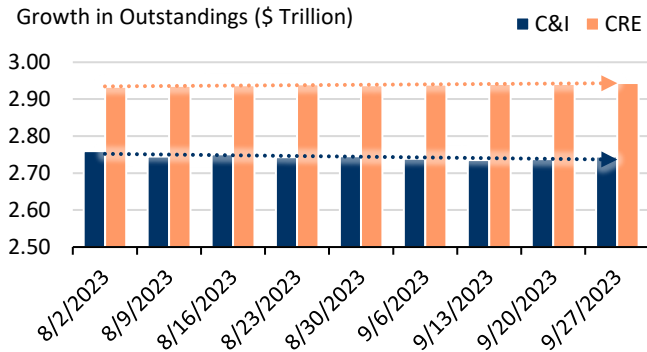


AFS Pricing Charts of the Month

The September 2023 Data Insights from the AFS Loan Pricing Service

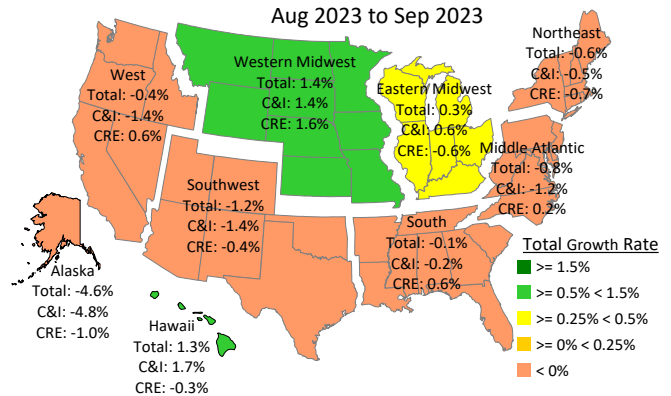


C&I Balances Flat M/M in September



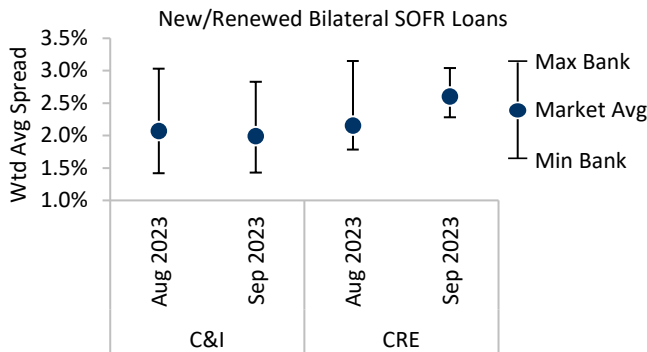
Source: Federal Reserve H.8 data release and AFS Business Intelligence Unadjusted outstanding balances.

Midwest Leads a Rebound in Lending



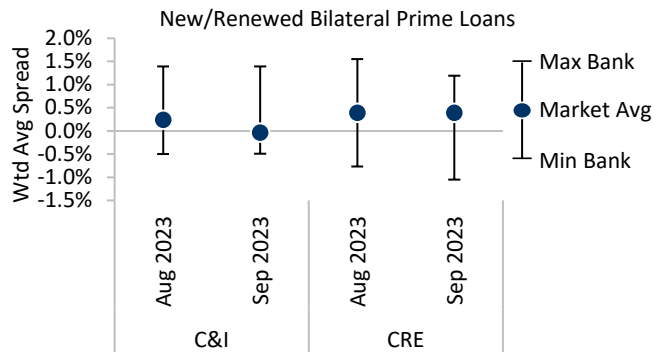
Source: AFS Business Intelligence Geographic data based on the location of the obligor.

CRE SOFR Spreads Widen in September



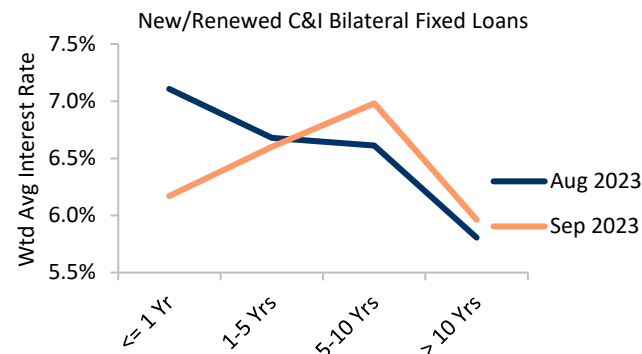
Source: AFS Business Intelligence

C&I Prime Spreads Average Below Zero



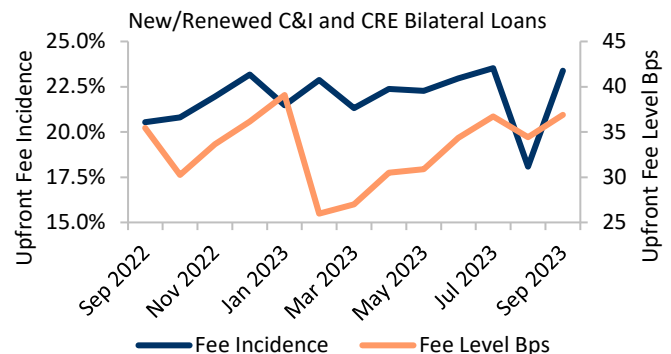
Source: AFS Business Intelligence

Long-Term Fixed Yields Rise M/M



Source: AFS Business Intelligence

Fee Levels and Incidence Improve M/M



Source: AFS Business Intelligence

About AFS Business Intelligence

Drawn from our market-leading pricing and risk data consortium, AFS provides detailed monthly reporting on commercial pricing practices in the market. Data is available at granular market segments, empowering bankers with information to improve their spreads and fee performance in their geographic footprint for their specific set of loan products. Benchmarks are available for deal flow/growth, pricing, and risk. Email today for a demonstration on how the AFS competitive market data can help your bank improve transactional and portfolio profitability, target areas for improvement, and identify markets and products that have the most favorable risk-return dynamics.

For questions on any of these charts or to learn more about the AFS competitive pricing service, please contact Doug Skinner at dskinner@afsvision.com.